



## Investment & Retirement Specialists

### Head Office

175 Barry Hertzog Avenue  
Emmarentia Extension  
Johannesburg 2195  
Tel: +27 11 486 2500  
Fax: +2711 486 2915

[www.globallocal.co.za](http://www.globallocal.co.za)  
[admin@globallocal.co.za](mailto:admin@globallocal.co.za)

### Lenasia

253 Rose Avenue  
Lenasia  
Johannesburg 1821  
Tel: +27 11854 1351/61  
Fax: 086671 9294

# ALLAN GRAY

## Allan Gray Offshore Houseview Report

**Description:** Allocating a portion of your investment offshore spreads your risk across different economies and geographic regions and opens up the possibility of earning returns under different conditions. Depending on various factors, such as global economic conditions and the exchange rate, offshore assets may at times perform better than local and vice versa. Investing offshore also provides the potential to increase returns by offering access to industries and companies that may not be available locally, or that may be performing differently.

### Risk Profile:

Low / Moderate    **Moderate**    Moderate / High

### Return Objective:

4% in GBP Over a Rolling 5 Year Period

### Exchange Rate (28 February 2018)

R 16,25

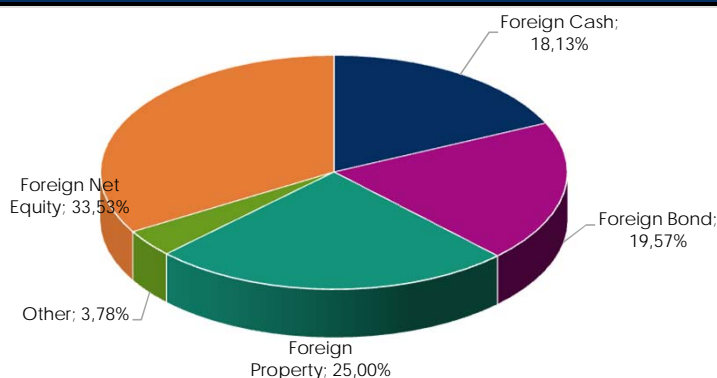
### Total Investment Charge:

1,56%

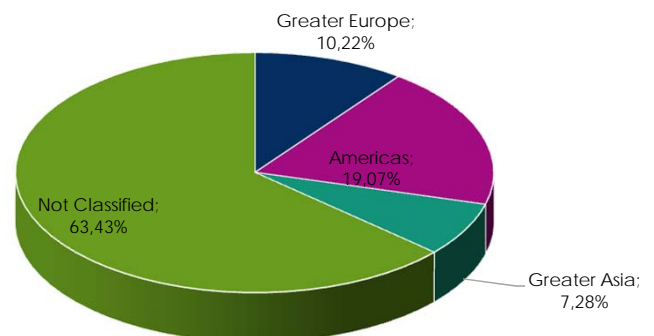
### Performance Data

	YTD	1 Months	1 Year	3 Years	5 Years
Allan Gray Houseview Return GBP (Annualised)	-2,81%	-2,34%	4,60%	5,10%	7,29%
Allan Gray Houseview Return ZAR (Annualised)	-5,42%	-5,94%	5,94%	1,71%	14,22%
Allan Gray Houseview Return ZAR (Accumulated)	-5,42%	-5,94%	5,94%	5,15%	71,29%
Exchange Rates GBP - ZAR	R 16,70	R 16,87	R 16,04	R 18,00	R 13,64

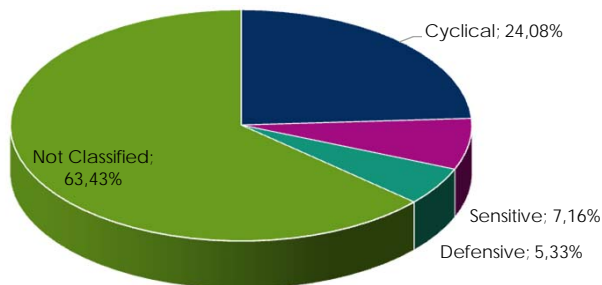
### Asset Allocation



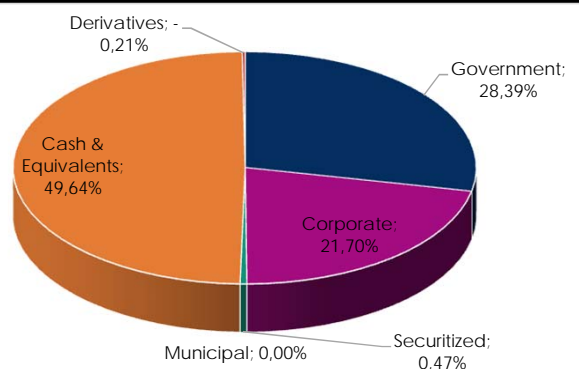
### Equity Country Allocation



### Equity Sector Allocation



### Equity Industry Allocation



## Individual Fund Performance Summary (Annualised %)

Fund Name	Fund Allocation	YTD	1 Month	1 Year	3 Years	5 Years
Sarasin Real Estate Equity Fund (Class P)	10,00%	-8,10%	-3,57%	-9,06%	4,83%	6,92%
Ashburton Replica Sterling Asset Management Fund (Class D)	20,00%	-0,71%	-1,06%	1,99%	0,70%	2,27%
Clearstone Camino Ltd	25,00%	-5,50%	-3,30%	13,30%	10,20%	14,00%
Coronation Global Capital Plus Fund (Class G)	25,00%	-1,80%	-2,70%	1,00%	1,90%	3,80%
Sarasin IE GlobalSar Dynamic Fund	20,00%	-0,16%	-1,33%	7,68%	7,26%	8,47%

**Disclaimer:** Performance figures are provided by each manager's fund factsheet. Performance figures are then used to calculate the capital return, this is compiled by Global & Local Investment Advisors (PTY) Ltd, Technical Analysis Division. Past Performance is not an indicator of future performance. Returns are in GBP.

Directors: MPA Haldane (BCOM) (HONS); MA Forlin (Ndip) CFP®

Global & Local® Investment Advisors (Pty) Ltd. Vat: 4550261574 Registration 2006/002605/07. FSP 43286