


**GLOBAL  
LOCAL**
**Investment & Retirement Specialists**
**Head Office**  
 175 Barry Hertzog Avenue  
 Emmarentia Extension  
 Johannesburg 2195  
 Tel: +27 11 486 2500  
 Fax: +2711 486 2915

[www.globallocal.co.za](http://www.globallocal.co.za)  
[admin@globallocal.co.za](mailto:admin@globallocal.co.za)
**Cape Town**  
 67 Somerset Road  
 Green Point  
 Cape Town 8001  
 Tel: +27 21418 0553  
 Fax: +27 21418 0891

**Lenasia**  
 253 Rose Avenue  
 Lenasia  
 Johannesburg 1821  
 Tel: +27 11854 1351/61  
 Fax: 086671 9294

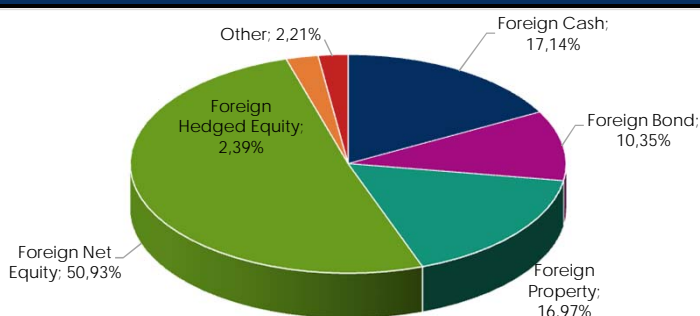
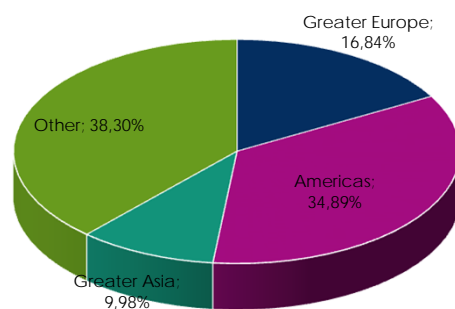
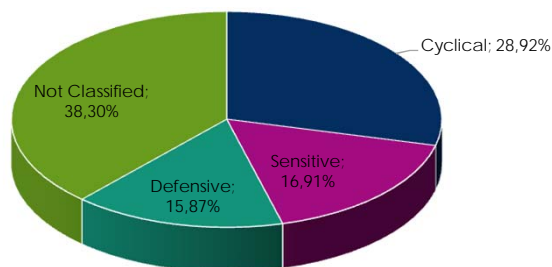
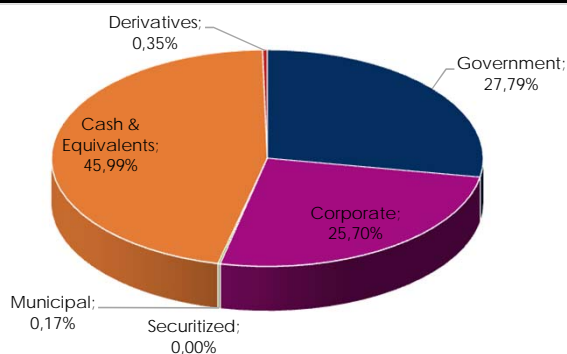
**ALLAN GRAY**
**Allan Gray Offshore Houseview Report**

**Description:** Allocating a portion of your investment offshore spreads your risk across different economies and geographic regions and opens up the possibility of earning returns under different conditions. Depending on various factors, such as global economic conditions and the exchange rate, offshore assets may at times perform better than local and vice versa. Investing offshore also provides the potential to increase returns by offering access to industries and companies that may not be available locally, or that may be performing differently.

|                                      |   |                 |                 |
|--------------------------------------|---|-----------------|-----------------|
| <b>Risk Profile:</b>                 | Low / Moderate                                | <b>Moderate</b> | Moderate / High |
| <b>Return Objective:</b>             | 4% in US Dollars Over a Rolling 5 Year Period |                 |                 |
| <b>Exchange Rate (30 April 2017)</b> | R 13,38                                       |                 |                 |
| <b>Total Investment Charge:</b>      | 1,56%   |                 |                 |

**Performance Data**

|   | YTD     | 1 Months | 1 Year  | 3 Years | 5 Years |
|---|---------|----------|---------|---------|---------|
| Allan Gray Houseview Return USD (Annualised)  | 6,99%   | 2,04%    | 9,24%   | 4,17%   | 7,08%   |
| Allan Gray Houseview Return ZAR (Annualised)  | 4,27%   | 1,72%    | 2,71%   | 14,86%  | 29,14%  |
| Allan Gray Houseview Return ZAR (Accumulated) | 4,27%   | 1,72%    | 2,71%   | 44,63%  | 146,56% |
| Exchange Rates USD - ZAR                      | R 13,73 | R 13,42  | R 14,23 | R 10,48 | R 7,72  |

**Asset Allocation**

**Equity Country Allocation**

**Equity Sector Allocation**

**Equity Industry Allocation**

**Individual Fund Performance Summary (Annualised %)**

| Fund Name  | Fund Allocation | YTD    | 1 Month | 1 Year | 3 Years | 5 Years |
|--|-----------------|--------|---------|--------|---------|---------|
| Ashburton Dollar Asset Management Fund (USD)     | 7,00%           | 2,37%  | 0,50%   | 2,82%  | 0,87%   | 2,09%   |
| Coronation Global Managed Fund (USD)             | 15,00%          | 9,20%  | 2,90%   | 13,90% | 3,80%   | 7,10%   |
| Foord International Fund (USD)                   | 10,00%          | 6,50%  | 1,60%   | 8,50%  | 3,10%   | 5,60%   |
| Coronation Global Capital Plus *F (USD)          | 15,00%          | 4,40%  | 1,20%   | 8,10%  | 3,90%   | 5,30%   |
| Sarasins Real Estate Equity (A) (GBP)            | 6,00%           | 3,48%  | 1,42%   | 0,45%  | 4,51%   | 7,41%   |
| Stenham Real Estate Equity Fund (GBP)            | 7,00%           | 9,88%  | 4,98%   | -1,07% | 2,80%   | 10,36%  |
| Orbis SICAV Global Balanced Fund                 | 13,00%          | 6,10%  | 2,00%   | 16,00% | 4,70%   | 9,10%   |
| Investec Global Franchise Fund (USD)             | 13,00%          | 12,61% | 2,04%   | 10,50% | 8,10%   | 9,70%   |
| Investec Global Strategic Managed Fund (A) (USD) | 14,00%          | 5,69%  | 1,92%   | 10,70% | 3,70%   | 6,40%   |

**Disclaimer:** Performance figures are provided by each manager's fund factsheet. Performance figures are then used to calculate the capital return, this is compiled by Global & Local Investment Advisors (PTY) Ltd, Technical Analysis Division. Past Performance is not an indicator of future performance. Returns are in USD.

Directors: MPA Haldane (BCom) (HONS); MA Forlin (Ndiip) CFP®

Global &amp; Local® Investment Advisors (Pty) Ltd. Vat: 4550261574 Registration 2006/002605/07. FSP 43286