



## Investment & Retirement Specialists

### Head Office

175 Barry Hertzog Avenue  
Emmarentia Extension  
Johannesburg 2195  
Tel: +27 11 486 2500  
Fax: +2711 486 2915

[www.globallocal.co.za](http://www.globallocal.co.za)  
[admin@globallocal.co.za](mailto:admin@globallocal.co.za)

### Cape Town

67 Somerset Road  
Greenpoint  
Cape Town 8001  
Tel: +27 21418 0553  
Fax: +27 21418 0891

### Lenasia

126 Rose Avenue  
Lenasia  
Johannesburg 1821  
Tel: +27 11854 1351/61  
Fax: 086671 9294

# ALLAN GRAY

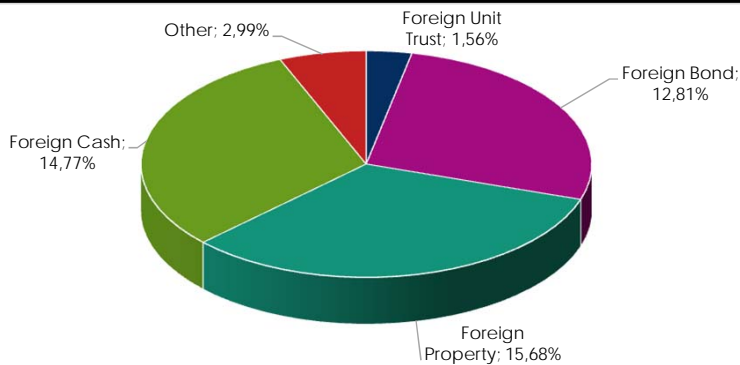
## Allan Gray Offshore Houseview Report

**Description:** Allocating a portion of your investment offshore spreads your risk across different economies and geographic regions and opens up the possibility of earning returns under different conditions. Depending on various factors, such as global economic conditions and the exchange rate, offshore assets may at times perform better than local and vice versa. Investing offshore also provides the potential to increase returns by offering access to industries and companies that may not be available locally, or that may be performing differently.

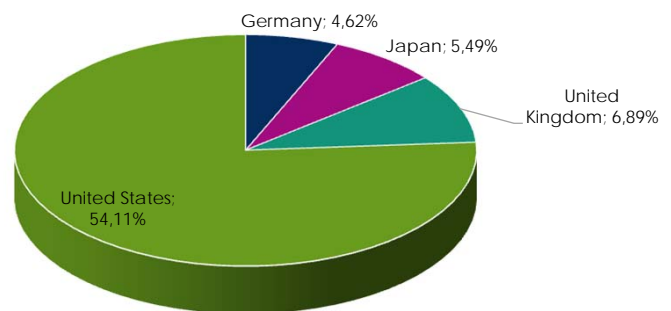
<b>Risk Profile:</b>	Low / Moderate	Moderate	Moderate / High
<b>Return Objective:</b>	4% in US Dollars		
<b>Exchange Rate (31 May 2016)</b>	R 15,73		
<b>Total Expense Ratio:</b>	1,63%		

Performance Data					
	YTD	1 Months	1 Year	3 Years	5 Years
Allan Gray Houseview Return USD (Annualised)	2,57%	-0,02%	-2,46%	3,14%	3,75%
Allan Gray Houseview Return ZAR (Annualised)	3,98%	10,49%	25,16%	23,80%	35,67%
Allan Gray Houseview Return ZAR (Accumulated)	3,98%	10,49%	25,16%	71,56%	179,61%
Exchange Rates USD - ZAR	R 15,51	R 14,23	R 12,26	R 10,07	R 6,78

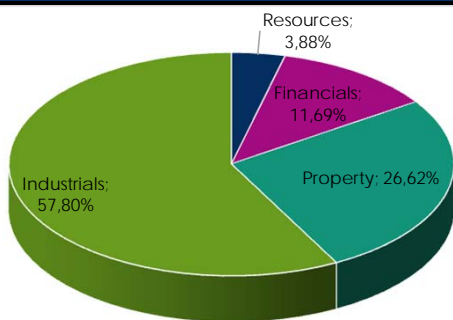
### Asset Allocation



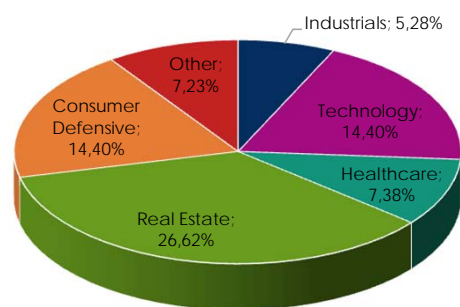
### Equity Country Allocation



### Equity Sector Allocation



### Equity Industry Allocation



## Individual Fund Performance Summary (Annualised %)

Fund Name	Fund Allocation	YTD	1 Month	1 Year	3 Years	5 Years
Ashburton Dollar Asset Management Fund (USD)	13,00%	-1,77%	-0,66%	-5,76%	0,48%	1,73%
Coronation Global Managed Fund (USD)	15,00%	4,40%	0,20%	-5,40%	2,80%	4,90%
Food International Fund (USD)	10,00%	0,30%	0,30%	-4,50%	2,70%	3,60%
Coronation Global Capital Plus *F (USD)	15,00%	3,70%	0,20%	-1,10%	2,60%	5,30%
Sarasins Real Estate Equity (A) (GBP)	13,00%	2,68%	-0,83%	1,10%	2,38%	-3,47%
Orbis SICAV Global Balanced Fund	10,00%	6,30%	-0,50%	-2,00%	3,70%	6,80%
Investec Global Franchise Fund (USD)	10,00%	4,20%	1,10%	5,30%	8,00%	9,30%
Investec Global Strategic Managed Fund (A) (USD)	14,00%	1,10%	0,20%	-5,40%	3,70%	3,40%

**Disclaimer:** Performance figures are provided by each manager's fund factsheet. Performance figures are then used to calculate the capital return, this is compiled by Global & Local Investment Advisors (PTY) Ltd, Technical Analysis Division. Past Performance is not an indicator of future performance.

Directors: MPA Haldane (BCom) (HONS); MA Forlin (Ndip) CFP®

Global & Local® Investment Advisors (Pty) Ltd. Vat: 4550261574 Registration 2006/002605/07. FSP 43286